



Florida's Postsecondary Education Readiness Test

P.E.R.T.

October 18, 2013

Placement Test Information and Resources

New, transfer or returning students may be required and/or eligible to take all or part of a college placement test known as the Postsecondary Education Readiness Test (PERT). It is important that you do well because the results will determine your course level placement. Students who score below the minimum need preparatory/developmental level courses are required to complete these courses before moving on to college Level courses. This may extend the time to complete an academic program.

Preparation is the key to doing well! Prepare for SUCCESS by following the next three (3) steps:

Get a good night's rest, as fatigue could play a major role in not being able to concentrate.

Eat a balanced breakfast, fueling the body helps the mind stay focused.

Re-familiarize yourself in the subject areas (Mathematics, Reading and Writing) prior to taking the test.

Mathematics:

- Equations – solving linear equations, linear inequalities, quadratic equations and literal equations
- Evaluating algebraic expressions
- Polynomials – factoring, simplifying, adding, subtracting, multiplying and dividing
- Dividing by monomials and binomials
- Applying standard algorithms or concepts
- Coordinate planes – translating between lines and inspect equations
- Focusing on pairs of simultaneous linear equations in two variables

Reading:

- Discerning and summarizing the most important ideas, events, or information
- Supporting or challenging assertions about the text
- Determining the meaning of words and phrases in context
- Analyzing the meaning, word choices, tone and organizational structure of the text
- Determining the author's purpose and the relation of events in the text to one another
- Recognizing relationships within and between sentences
- Analyzing the traits, motivations and thoughts of individuals in fiction and nonfiction
- Analyzing how two or more texts with different styles, points of view or arguments address similar topics or themes
- Distinguishing between facts and opinions
- Evaluating reasoning and rhetoric of an argument or explanation

Writing:

- Sustaining focus on a specific topic or argument
- Establishing a topic or thesis
- Demonstrating use of the conventions of standard written English, including grammar, usage and mechanics
- Supporting and illustrating arguments and explanations
- Developing and maintaining a style and tone
- Synthesizing information from multiple relevant sources
- Conveying complex information clearly and coherently
- Representing and accurately citing data, conclusions, and opinions of others
- Establishing a substantive claim and acknowledging competing arguments or information
- Conceptual and Organizational Skills – recognizing effective transitional devices within the context of a passage
- Word Choice Skills – recognizing commonly confused or misused words and phrases
- Sentence Structure Skills – using modifiers correctly; using coordination and subordination effectively; and recognizing parallel structure
- Grammar, Spelling, Capitalization and Punctuation Skills - avoiding inappropriate shifts in verb tense and pronouns; maintaining agreement between pronoun and antecedent; and using proper case forms, adjectives and adverbs

Required College Level Test Scores : Reading 106

Writing 103

Math 114

Placement Test Preparation Resources

PERT Study Guide: http://www.hccfl.edu/media/399409/pert_study_guide_2311.pdf

West Texas A&M Virtual Math Lab: <http://www.wtamu.edu/academic/anns/mps/math/mathlab/>

Online Math Learning: <http://www.onlinemathlearning.com/>

St. Petersburg College Math MOOC Course: <http://www.spcollege.edu/ready>

Khan Academy (Arithmetic and Pre-Algebra): <http://www.khanacademy.org/math/arithmetic>

Khan Academy (Algebra): <http://www.khanacademy.org/math/algebra>

ACCUPLACER Study Guide: <http://www.collegeboard.com/student/testing/accuplacer/preparation-sample.html>

Table of Contents

Introduction to the P.E.R.T	3
How the P.E.R.T. Works	3
P.E.R.T Test-Taking Tips	4
P.E.R.T. Subject Area Tests.....	4
What should you expect?	5
Mathematics:.....	5
Math Sample Questions:	6
Reading:	9
Reading Sample Questions:	9
Writing:.....	14
Writing Sample Questions:	14
Answer keys:.....	18
Math:	18
Reading:	19
Writing:.....	20

Introduction to the P.E.R.T

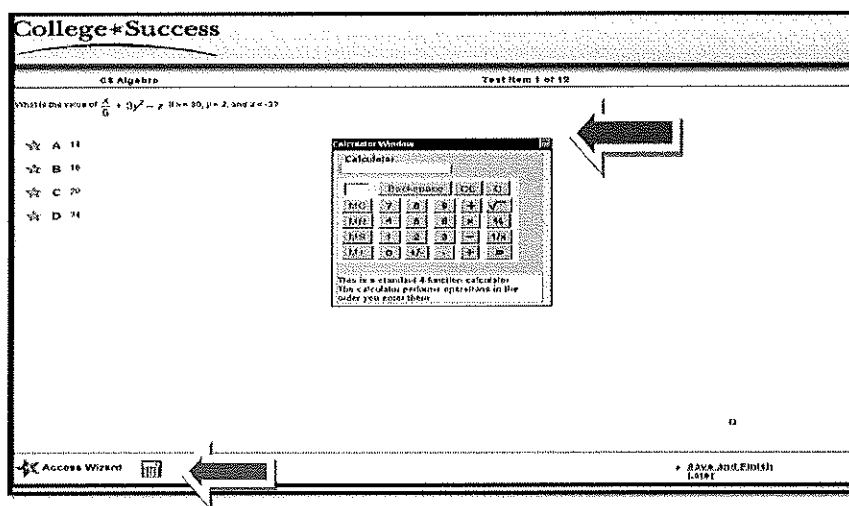
The purpose of Florida's Postsecondary Education Readiness Test (P.E.R.T.) is to adequately assess your academic skills in mathematics, reading and writing through the delivery of three tests, one for each of these areas. The results of these tests are used to determine your placement into appropriate courses at your college.

You cannot pass or fail the P.E.R.T. – it is only used to determine which courses are best for you. While it doesn't impact your grades, we encourage you to take the P.E.R.T. seriously so that your course placement is accurate.

How the P.E.R.T. Works

The P.E.R.T. assessments are computer-adaptive, which means the questions are chosen based on your answers to previous questions. You will not be permitted to change your answer once you have moved on to the next question or leave a question unanswered. However, all of the P.E.R.T. assessments are untimed so you have as much time as you need to consider each question before submitting your answer. If you do not know the answer to a specific question, you are encouraged to try and answer the question by eliminating one or more of the answer options and then select from the remaining choices.

You will not be allowed to bring a calculator with you; however, for certain questions, a calculator icon will be available in the bottom left corner of the test for your use. Once the calculator icon has been clicked on, the electronic calculator will appear as a pop-up in the middle of your screen. You must use the electronic calculator keyboard to input numbers. It is a standard 4-function calculator and performs operations in the order you enter them.



Check with your college testing center for what to bring or not to bring with you on test day.

Your scores on each assessment will be available immediately after you submit and your college will provide you with the results.

P.E.R.T Test-Taking Tips

- **Prepare**
Take practice exams and study areas of weakness.
- **Read the directions carefully**
When you take the tests, make sure to take your time and carefully follow the instructions for each question.
- **Use reasoning when answering**
 1. Identify the key phrase in the question.
 2. Try to find the correct answer before you read all the choices.
 3. Eliminate the choices that you know are not correct.
 4. Read all the choices and pick the best answer.
- **Review**
Be sure to review each answer carefully before submitting. You will not be able to go back to any questions.

P.E.R.T. Subject Area Tests

There are three P.E.R.T. tests, each with 30 questions. The content that is covered is listed below by subject:

Mathematics:

- Equations—solving linear equations, linear inequalities, quadratic equations and literal equations
- Evaluating algebraic expressions
- Polynomials—factoring, simplifying, adding, subtracting, multiplying, and dividing
- Dividing by monomials and binomials
- Applying standard algorithms or concepts
- Coordinate planes—translate between lines and inspect equations
- Focusing on pairs of simultaneous linear equations in two variables

Reading:

- Discerning and summarizing the most important ideas, events, or information
- Supporting or challenging assertions about the text
- Determining the meaning of words and phrases in context
- Analyzing the meaning, word choices, tone, and organizational structure of the text

- Determining the author's purpose, and the relation of events in the text to one another
- Recognizing relationships within and between sentences
- Analyzing the traits, motivations, and thoughts of individuals in fiction and nonfiction
- Analyzing how two or more texts with different styles, points of view, or arguments address similar topics or themes
- Distinguishing between facts and opinions
- Evaluating reasoning and rhetoric of an argument or explanation

Writing:

- Sustaining focus on a specific topic or argument
- Establishing a topic or thesis
- Demonstrating use of the conventions of standard written English, including grammar, usage, and mechanics
- Supporting and illustrating arguments and explanations
- Developing and maintaining a style and tone
- Synthesizing information from multiple relevant sources
- Conveying complex information clearly and coherently
- Representing and accurately citing data, conclusions, and opinions of others
- Establishing a substantive claim and acknowledging competing arguments or information
- Conceptual and Organizational Skills - recognizing effective transitional devices within the context of a passage
- Word Choice Skills - recognizing commonly confused or misused words and phrases
- Sentence Structure Skills - using modifiers correctly, using coordination and subordination effectively, recognizing parallel structure
- Grammar, Spelling, Capitalization, Punctuation Skills - avoiding inappropriate shifts in verb tense and pronouns; maintaining agreement between pronoun and antecedent; and using proper case forms, adjectives, and adverbs

What should you expect?

The following section provides an overview of the type of information you will need to know to perform well on the subject area tests but it is not intended to be a comprehensive listing of all content to be covered.

Mathematics:

You should review your basic math rules such as, the order of operations, exponents, prime numbers and percents. Here are a few of the rules to review:

Order of Operations

- work within parentheses
- simplify exponents
- multiplication and division
- addition and subtraction

Exponents

The mathematical notation that notates a variable is multiplied by itself the number of times indicated by the exponent.

- $x^3 = x \times x \times x$
- $x^5 = x \times x \times x \times x \times x$

Prime Numbers

A prime number is defined as an integer that is greater than 1, and has only two positive factors, 1 and itself. The first ten prime numbers are 2, 3, 5, 7, 11, 13, 17, 19, 23, and 29.

Percents

The word percent means “hundredths” or a number which is divided by 100.

Converting a number into a percentage involves multiplying the number by 100.

A percent can be determined by performing the division of the part by the total and multiplying it by 100:

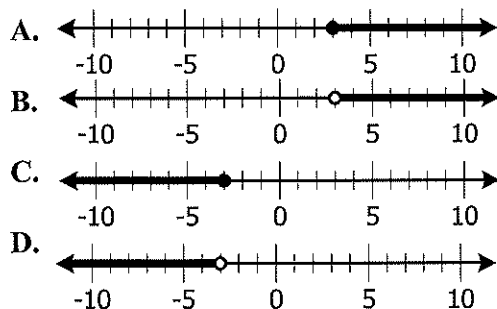
$$\text{Percent} = \frac{\text{Part}}{\text{Total}} \times 100$$

Math Sample Questions:

1. Which of the following is a solution to the equation $c + (4 - 3c) - 2 = 0$?

- A. -1
- B. 0
- C. 1
- D. 2

2. Graph the solution of $y - 2 > 1$ on a number line.



3. Which of the following is a solution to the equation $x^2 - 6x + 5 = 0$?

- A. $x = -5$
- B. $x = -1$
- C. $x = \frac{1}{5}$
- D. $x = 5$

4. What is the value of the algebraic expression if $x = \frac{1}{2}$, $y = -1$, and $z = 2$?

$$6x(y^2z)$$

- A. -12
- B. -6
- C. 1
- D. 6

5. Which of the following is equivalent to $(8 - 5) \div 2^3$?

- A. $\frac{3}{8}$
- B. $\frac{19}{8}$
- C. $\frac{27}{8}$
- D. $\frac{1}{125}$

6. Factor completely:

$$x^2 - x - 6?$$

- A. $(x - 2)(x + 3)$
- B. $(x - 1)(x - 6)$
- C. $(x + 2)(x - 3)$
- D. $(x + 1)(x - 6)$

7. Simplify the following expression:


$$\frac{3x^4y^2}{xy^2}$$

- A. $3x^3$
- B. $3x^2y$
- C. $3x^4y$
- D. $\frac{3x^3y}{xy}$

8. Which of the following is equivalent to the expression $(3ab)(-5ab)$?

- A. $-2ab$
- B. $-2a^2b^2$
- C. $-15ab$
- D. $-15a^2b^2$

9. What percent of the grid is shaded?



- A. 35%
- B. 40%
- C. 45%
- D. 55%

10. Which of the following is the equation of a line that passes through (-2, -1) and (-4, -3)?

- A. $y = \frac{1}{2}x + 1$
- B. $y = x + 1$
- C. $y = \frac{1}{2}x - 1$
- D. $y = x - 1$

Reading:

Read each passage carefully. Since the test is not timed, take as much time as you need to read each passage. Each passage may have one or more than questions associated with it. It is also important to focus on the opening and ending sentences of each paragraph to help with capturing the main idea of each paragraph. Another strategy is to look for keywords or key phrases within the passage to help find the answer to questions regarding the author's feelings or meaning of the passage.

Reading Sample Questions:

Read the selection and answer the questions that follow.

A Born Artist

Benjamin West was born in a small town near Philadelphia, Pennsylvania, in 1738. Soon after Benjamin's birth, the family minister paid a visit. "This boy will do great

things someday," the minister said. The minister's words left the Wests wondering what might be in store for their son. Then, when Benjamin was seven years old, he drew a picture of his baby niece. Benjamin's parents were stunned to see how skilled his drawing was. Perhaps it is a sign, they thought.

As he grew up, Benjamin drew whenever he could. He especially liked drawing animals he saw in the fields and woods near his house. One day, as Benjamin was drawing a robin, three Lenape Indians passed by. They looked at the drawing and, in their own language, discussed what was wrong with it. Finally, one of the Lenape told Benjamin in English that the robin's breast should be red. When Benjamin explained that he didn't have any paint, the Lenapes dug some red and yellow clay from the riverbank and showed him how to make paint from the clay.

Benjamin ran home with his red and yellow paints. When his mother saw how excited he was, she gave him some blue indigo, which she used to dye wool. Now Benjamin had the three primary colors, which he could mix to make other paint colors. But Benjamin still needed a brush. There was no place around to buy one, so Benjamin decided to make his own. When his parents weren't looking, he snipped some hair from his cat's tail. Then he pressed the hairs to the tip of a goose quill and wound yarn around the tip to secure the hairs.

The brush worked, but not for long. After it fell apart, Benjamin made more. Soon Mr. and Mrs. West saw that the family cat was missing great patches of fur. At first they were furious, but then they softened. They knew that a boy who would go to such lengths to paint must be special. So they bought Benjamin paints, brushes, and some canvas.

From these beginnings, Benjamin West became a great and famous painter. In 1763 he moved to England and never returned to America. Although he taught himself to paint, he was happy to teach younger artists, especially ones who traveled from the United States to study with him. For this reason, West is often called the father of American art.

1. Which of the following statements is the best summary of this selection?
 - A. Benjamin West drew pictures of his niece and a robin. Then he became interested in painting instead.
 - B. As a young child, Benjamin West loved to draw and paint. He grew up to become a great and famous painter.
 - C. Benjamin West taught himself to draw. Then some Indian friends and his parents gave him painting supplies.
 - D. A minister predicted that Benjamin West would do great things someday. His parents soon discovered that Benjamin was special.

2. How is the information in this selection organized?
- A. In chronological order
 - B. As a list of problems and solutions
 - C. In a series of questions and answers
 - D. From least important to most important
3. As it is used in this selection, the word secure means —
- A. free from danger.
 - B. to take or get.
 - C. sure or certain.
 - D. to fasten or hold tight.
4. The author's main purpose in writing this selection was to —
- A. persuade young artists to keep drawing.
 - B. show that art supplies can be made from everyday things.
 - C. entertain with a story about a young artist.
 - D. inform readers about art long ago.

Read the selection and answer the questions that follow.

King of the Sea

Thor Heyerdahl, a famous adventurer from Norway, could not swim. He nearly drowned more than once when he was a teenager. For a long time he was afraid of water. It's surprising, then, to learn that he spent much of his life sailing delicate boats on the world's oceans.

In 1947, Heyerdahl set off on his first great adventure. He hoped to cross the Pacific Ocean from South America to Polynesia. Heyerdahl thought that early people might have migrated to Polynesia thousands of years ago by sea. He reasoned that if he could follow this route in a simple raft, he would show it was possible.

Heyerdahl constructed a raft of balsa wood and set out to cross the Pacific Ocean. This wood is so light that today it is used for model airplanes. Critics thought the raft would get waterlogged and sink, but they were wrong. The raft, called the Kon-Tiki, landed in Polynesia after about 100 days at sea.

On another trip, in 1969, Heyerdahl tried to sail across the Atlantic Ocean from North Africa to the Caribbean. His first boat for this trip was the Ra; it was made of reeds. The design was based on ancient drawings found on a wall in Egypt. After the

Ra broke apart, Heyerdahl did not give up. A year later, he set off in a new boat, called the Ra II, and made the 3200-mile trip successfully.

The Norwegian explorer became well known through the books he wrote about his adventures at sea. His book about the voyage in the Kon-Tiki sold 25 million copies.

Heyerdahl believed that his voyages proved his theory that peoples of long ago sailed to distant places. This could explain why similar cultures have shown up in places that were far removed from each other. For example, it could explain why pyramids are found both in Egypt and in Mexico, even though these countries are on opposite sides of the world.

Today, experts don't generally accept Heyerdahl's voyages as proof of his theories. Still, he is viewed as a remarkable sea-going explorer, and that's not bad for a boy who was once afraid of the water.

5. Which evidence in this selection best supports the theory that people migrated across the Atlantic Ocean thousands of years ago?
 - A. Heyerdahl made a raft of balsa wood found in South America.
 - B. The Ra was based on a design from a drawing found in Egypt.
 - C. Heyerdahl made a boat of reeds, but it broke apart.
 - D. Ancient pyramids have been found in both Mexico and Egypt.

6. In what way were the two voyages described in this selection alike?
 - A. Heyerdahl used the same boat for both voyages.
 - B. Heyerdahl was trying to prove the same theory on both voyages.
 - C. Both voyages followed the same route.
 - D. Both voyages succeeded on the first attempt.

7. According to this passage, the purpose of Heyerdahl's first voyage in 1947 was to —
 - A. sail across the Atlantic Ocean in a reed boat.
 - B. prove you can become famous by sailing long distances.
 - C. learn how to build a simple raft of balsa wood.
 - D. show that the Polynesians could have crossed the Pacific Ocean.

Read the selection and answer the questions that follow.

Sacajawea Saves the Day

The baby squirmed in his basket, and Sacajawea hummed quietly to soothe him. At three months old, he was a strong, healthy child and was already used to life in the wilderness. The young mother knew the little boy would soon fall into a peaceful sleep, lulled by the rocking motion of the river. Sacajawea closed her eyes and rested. She carried little Pompey on her back night and day, yet she never failed to keep up with her companions. Under the leadership of Lewis and Clark, she and a large band of men were on a great journey to explore the western wilderness.

For now, things were going well. Just that morning Sacajawea had found an abundant supply of edible roots—enough to satisfy the hunger of all the men in the group. Captain Clark had praised her warmly and recorded the event in his journal. The men, at first suspicious of the Shoshone woman with the child, now welcomed her as an important member of the group.

Sacajawea dozed quietly until a sudden clap of thunder awakened her. Rain began to fall, and a sudden strong wind nearly knocked her over. The boat tipped. Bundles of supplies slid toward the water. Suddenly the boat overturned, and Sacajawea fell into the river. She struggled to keep Pompey's head above the rushing water. Captain Clark shouted; another man screamed. Sacajawea reached for her son, strapped in the basket on her back. A wail told her that he was fine, though cold and wet.

The water was not deep, but the current was strong. The men worked frantically to right the overturned boat. No one but Sacajawea noticed the bundles bobbing in the water. As they spun farther away from the boat, Sacajawea grabbed an overhanging branch, and quickly lowered the branch to trap the bundles. When the boat was finally right-side up, Sacajawea quietly placed the precious bundles inside.

8. Where does this story take place?
- A. In Sacajawea's village
 - B. On a river in the wilderness
 - C. In a mountain pass
 - D. At a fort on the frontier
9. The writer of this selection seems to view Sacajawea with a feeling of —
- A. admiration.
 - B. amusement.
 - C. dislike.
 - D. confusion.

10. Which of the following is the best description of the theme of this selection?

- A. Only the strong survive.
- B. A penny saved is a penny earned.
- C. One person can make a difference.
- D. Practice makes perfect.

Writing:

Review basic writing rules such as errors in word choice, punctuation and capitalization. You may want to look over materials on when and how apostrophes and commas should be used as well as reviewing common sentence structure errors.

Writing Sample Questions:

Read the selection about American astronaut Sally Ride and answer the question.

(1) Some of the greatest success stories in American history began with failure. (2) Take the case of Sally Ride. (3) When Ride was a young girl in Encino, California, her goal was to become a professional tennis player. (4) She dropped out of college and practiced hard to become a tennis pro. (5) In time, she realized that she would never be good enough to compete with the best tennis players. (6) She returned to college and studied astrophysics.

(7) One day in 1977, while working on her Ph.D. at Stanford University, Ride read that NASA was looking for astronauts. (8) She applied and was one of six women accepted into the space program. (9) Ride trained to be an astronaut longer and harder than she had ever done anything in her life. (10) By the early 1980s, she was part of the space shuttle program. (11) In 1983, as a member of the crew of the space shuttle *Challenger*, Sally Ride became the first American woman to journey into space.

(12) Ride was getting ready for another mission when the *Challenger* exploded in 1986, killing the whole crew. (13) One of them was a New Hampshire high school teacher named Christa McAuliffe. (14) Ride was appointed to a special commission that investigated the tragic accident. (15) A year later she retired from NASA and returned to California, where she taught college. (16) Since then, she has been involved in several organizations that encourage girls who are interested in science and math.

1. Which sentence does NOT belong in the selection?

- A. Sentence 4
- B. Sentence 6
- C. Sentence 13
- D. Sentence 15

2. Choose the word that best completes the sentence.

Harold's grandmother entertained the families with stories _____ growing up in Africa, explaining the many differences between her life now and her life back then.

- A. about
- B. within
- C. between
- D. throughout

3. Choose the sentences that best support the following topic sentence:

Hay fever is the common name for an allergic reaction to pollen.

- A. In my father's family, allergies are quite common. His sister Jane is allergic to dust, pollen, and mold, as well as foods such as tomatoes and eggplant.
- B. It seems that allergic reactions to peanuts and tree nuts are becoming more and more common, too. Many schools have recently banned peanuts and peanut butter altogether.
- C. People who suffer from allergies can check the weather report in our newspaper for the allergen counts. The weather page also includes interesting information about the phases of the moon and the times of sunrise and sunset.
- D. The worst offender is ragweed pollen, which causes many people to suffer from sneezing, runny nose, and itchy eyes from late summer to late fall. Dust and animal dander may also bring on the symptoms of hay fever.



4. Choose the best order of the sentences in the paragraph.
- A. Before long, the storm moved on, and all was quiet again. From my window, I watched bright lightning bolts streak across the sky. After each lightning flash, the thunder boomed loudly. Last night a powerful thunderstorm rolled through our town.
 - B. From my window, I watched bright lightning bolts streak across the sky. Last night a powerful thunderstorm rolled through our town. Before long, the storm moved on, and all was quiet again. After each lightning flash, the thunder boomed loudly.
 - C. Last night a powerful thunderstorm rolled through our town. From my window, I watched bright lightning bolts streak across the sky. After each lightning flash, the thunder boomed loudly. Before long, the storm moved on, and all was quiet again.
 - D. After each lightning flash, the thunder boomed loudly. Before long, the storm moved on, and all was quiet again. Last night a powerful thunderstorm rolled through our town. From my window, I watched bright lightning bolts streak across the sky.
5. Choose the sentence that is written correctly.
- A. Roasted with garlic, Abby decided to order the potatoes with dinner.
 - B. Abby decided to order the roasted garlic potatoes with dinner.
 - C. Deciding to order with dinner, the roasted garlic potatoes were what Abby decided on.
 - D. Ordered with dinner, Abby decided on the roasted garlic potatoes.
6. In researching granite, a research paper is located that includes the following information:
- Granite is a hard, coarse rock. It is formed by the slow cooling of magma under the earth's surface. The main minerals in granite are quartz and feldspar. It contains smaller amounts of mica and hornblende.
- Granite's hardness makes it a popular building stone. It can be polished to a shiny finish and will stand up to centuries of weathering.
- Which of the following notes should be taken to reference what granite is made of?
- A. Granite is hard and coarse.
 - B. Granite forms under the surface of the earth.
 - C. Granite can be polished and is a popular building stone.
 - D. Granite contains quartz, feldspar, mica, and hornblende.



7. Choose the word or words that best complete the sentence.

Until it was actually mapped, only a few people _____ the true location of the tunnel.

- A. knew
- B. had known
- C. have known
- D. will know

8. Choose the word that best completes the sentence.

Janine claims that Gary and _____ saw the meteorite while camping in the mountains last night.

- A. she
- B. he
- C. her
- D. him

9. Which of the following sentences is written correctly?

- A. Each member of the jury is permitted to talk about the case, but it must do so only in the company of the other jurors.
- B. Each member of the jury is permitted to talk about the case, but they must do so only in the company of the other jurors.
- C. Each member of the jury is permitted to talk about the case, but we must do so only in the company of the other jurors.
- D. Each member of the jury is permitted to talk about the case, but he or she must do so only in the company of the other jurors.

10. Choose the word or words that best complete the sentence.

Due to library policy, patrons must set cell phones to vibrate and speak _____ in conversation.

- A. quieter
- B. more quiet
- C. quietly
- D. more quieter

Answer keys:


Math:

Sequence	Competency Description	Key
1	Solve linear equations in one variable using manipulations guided by the rules of arithmetic and the properties of equality.	C
2	Solve linear inequalities in one variable and graph the solution set on a number line.	B
3	Solve quadratic equations in one variable by factoring.	D
4	Evaluates algebraic expressions.	D
5	Applies the order-of-operations to evaluate algebraic expressions, including those with parentheses and exponents.	A
6	Factor polynomial expressions.	C
7	Simplifies an expression with integer exponents.	A
8	Add, subtract, multiply, and divide polynomials. Division by monomials and binomials.	D
9	Know when and how to apply standard algorithms or concepts, and perform them flexibly, accurately and efficiently.	C
10	Translate fluently between lines in the coordinate plane and their equations. Include predicting visual features of lines by inspection of their equations, determining the equation of the line through two given points, and determining the equation of the line with a given slope passing through a given point.	B



Reading:

Sequence	Competency Description	Key
1	Discern the most important ideas, events, or information, and summarize them accurately and concisely.	B
2	Analyze how the text's organizational structure presents the argument, explanation, or narrative.	A
3	Determine what is meant by words and phrases in context, including connotative meanings and figurative language.	D
4	Determines the author's purpose.	C
5	Support or challenge assertions about the text by citing evidence in the text explicitly and determine what can be inferred logically from the text.	D
6	Analyze how specific details and larger portions of the text contribute to the meaning of the text.	B
7	Determine what the text says explicitly.	D
8	Determine when, where, and why events unfold in the text, and explain how they relate to one another.	B
9	Recognizes tone.	A
10	Delineate the main ideas or themes in the text and the details that elaborate and support them.	C



Writing:

Sequence	Competency Description	Key
1	Sustain focus on a specific topic or argument.	C
2	Demonstrate command of the conventions of standard written English, including grammar, usage, and mechanics.	A
3	Support and illustrate arguments and explanations with relevant details, examples, and evidence.	D
4	Create a logical progression of ideas or events, and convey the relationships among them.	C
5	Sentence Structure Skills: Places modifiers correctly.	B
6	Use varied sentence structures to engage the reader and achieve cohesion between sentences.	D
7	Grammar, Spelling, Capitalization, Punctuation Skills: Avoids inappropriate shifts in verb tense.	B
8	Grammar, Spelling, Capitalization, Punctuation Skills: Maintains agreement between pronoun and antecedent.	A
9	Grammar, Spelling, Capitalization, Punctuation Skills: Avoids inappropriate pronoun shifts.	D
10	Grammar, Spelling, Capitalization, Punctuation Skills: Uses adjectives and adverbs correctly.	C